

PUMP INFORMATION

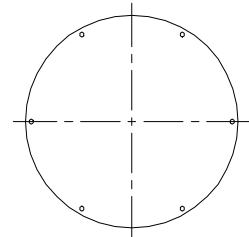
- Type: Sump Pump(s)
 Grinder Pump(s)
 Non-Clog Pump(s)

Model NO: _____
 Rating: _____ GPM _____ TDH
 Motor: _____ HP _____ RPM
 Elec: _____ PH _____ HZ _____ v
 Elec: _____ FL AMPS

DISCHARGE PIPE

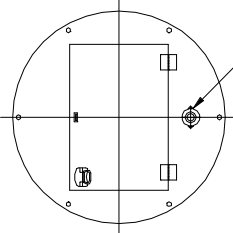
- 304 Stainless Steel
 Sch40 Galvanized Steel
 Sch80 PVC Pipe
 1 1/4"
 2"

- Anti-Floation Flange
 Fiberglass Encapsulated
 ASTM A-36 Steel
 Round Fiberglass
 None



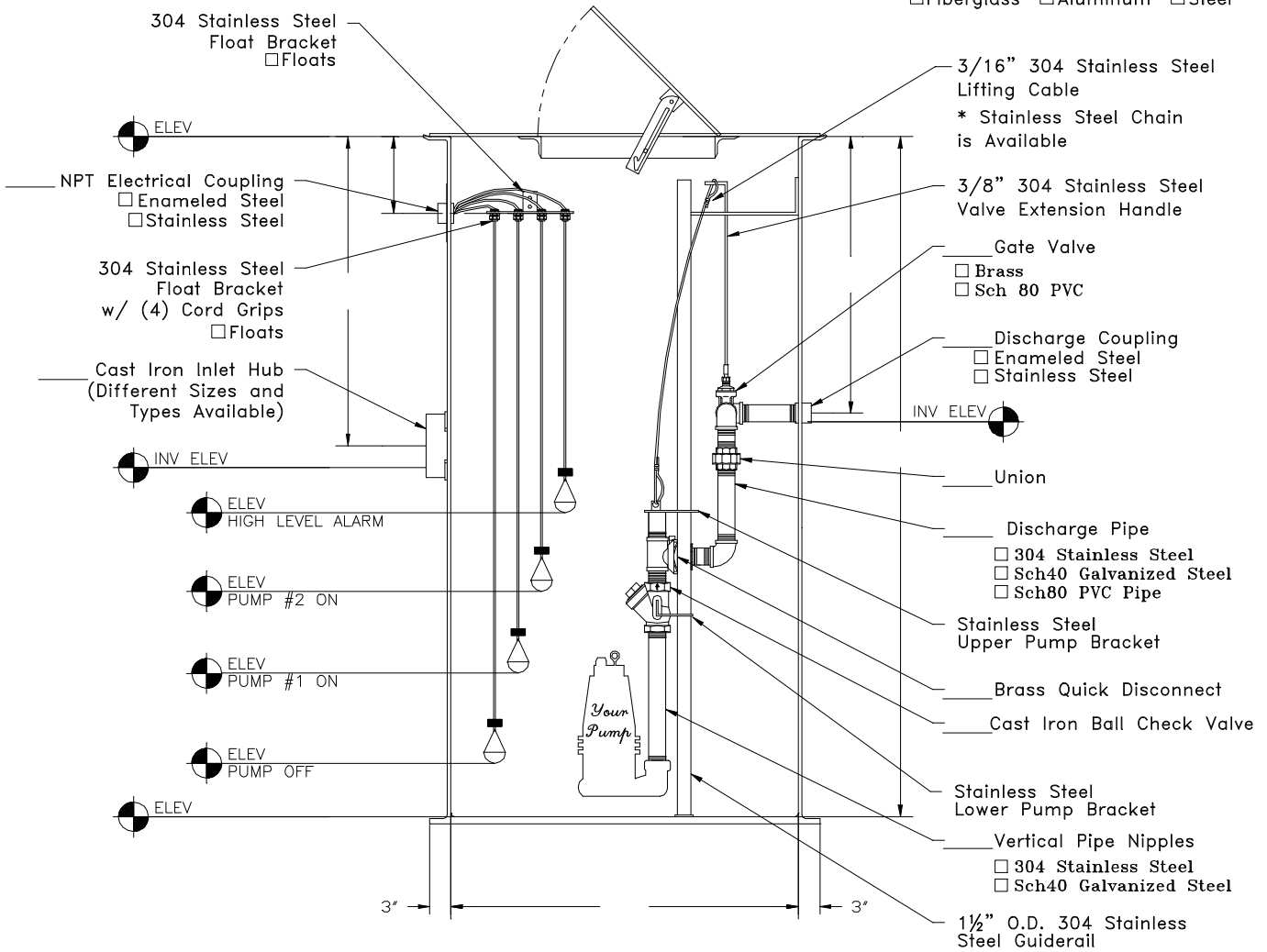
Solid Cover

- Fiberglass
 Steel



Hinged and Lockable Cover

- Fiberglass Aluminum Steel



Prefabricated Fiberglass Lift Station Reference: Duplex SGR Elevated Discharge		Scale: None Drawn By: RM App'd By: . Date: 05/16/03	This print is and contains confidential proprietary information owned exclusively by TOPP INDUSTRIES, INC. It is furnished on a strictly confidential basis. This restriction includes, but is not limited to the condition that this print will not only be used as a record or to identify or respect parts or for other information purposes and will not be used to manufacture or procure the manufacture of the items shown in this print by any other source than TOPP INDUSTRIES, INC.
Highway 25 North P.O. Box 420 Rochester, IN 46975 Phone: 800/354-4534 Fax: 574/223-6106		Supersedes Prints Prior To: 05/16/03	Reference No: 11089

Revisions	
(A)	First Released.